



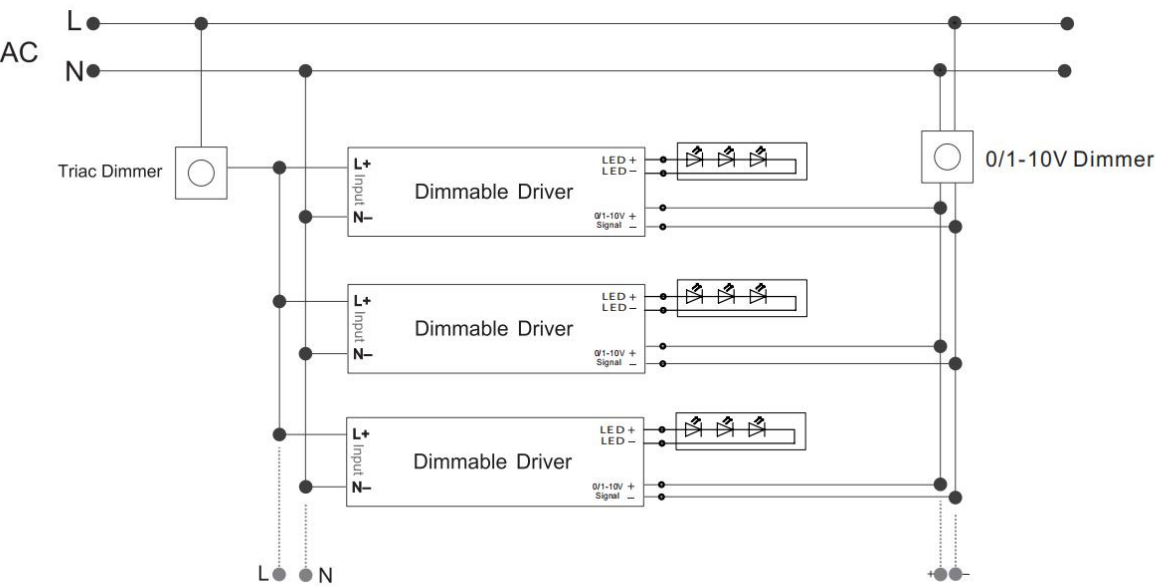
## ■Features:

- 100-240V AC input
- Single Output
- 90% high efficiency
- 100% full load bur-in test
- Protection: OTP,OLP,OVP,SCP
- TRIAC & 0-10V Dimmable**
- CE FCC Certified
- 3 year warranty

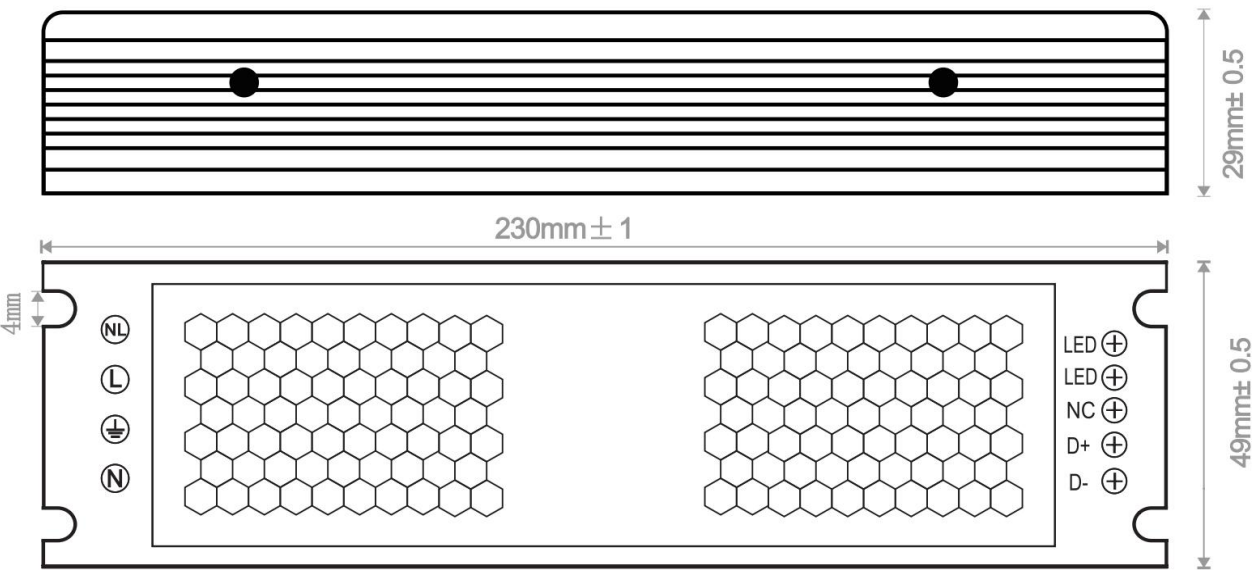
## Specifications

Product Code		CRS-100-12	CRS-100-24
Output	DC Voltage	12V	24V
	Rated Current	8,3A	4,15A
	Current Range	0~8,3A	0~4,15A
	Voltage tolerance	±5%	±5%
	Rated Power	100W	100W
	Ripple & Noise	<120mVp-p	<240mVp-p
	Start up time	<1500ms, 30ms / 230VAC	
Input	Input voltage range	175-240 VAC	
	Frequency Range	50~60Hz	
	AC Current	0.85A / 230VAC	
	Efficiency	88%	90%
	No load consumption	<0.5W	
Protection	Over Load	Above 110%-150% of rated power	
		Shut-down output voltage, auto recovery after fault condition is removed	
	Over Voltage	Above Max. Voltage (105% of rated voltage)	
		Shut-down output voltage, auto recovery after fault condition is removed	
	Over Temperature	Over 130°C detected on main IC control	
		Shut-down output voltage, auto recovery after fault condition is removed	
Ambiant	Working Temp. & humidity	"-20°C~+60°C, 20%~90%RH	
	Storage temp. & humidity	"-40°C~+85°C, 10%~95%RH	
Tesings	Withstand voltage	I/P-O/P: 3KVAC/1min; I/P-F/G: 1.5KVAC/1min;O/P-F/G: 0.5KVAC/1min;	
	Safety	GB4943 ;EN62608-1	
	EMC	EN55032:2015/AC:2016 EN61000-3-3:2013 EN55024:2010+A1:2015	
Other	Lifespan	20000hrs	
	Demension(L*W*H)	230*49*29mm (L*W*H)	
	Packing	0.35kg/pcs, 50pcs/18kg/CTN	
Note	1, The above mentioned data were measured at 230VAC input and 25°C. 2, Dis-connect the AC input before checking any mal-phenomenons. 3, Make sure the INPUT&OUPUT were in right situation before connected to power supply. 4, Datesheet for reference only. We suggest you take sampling before mass orders.		

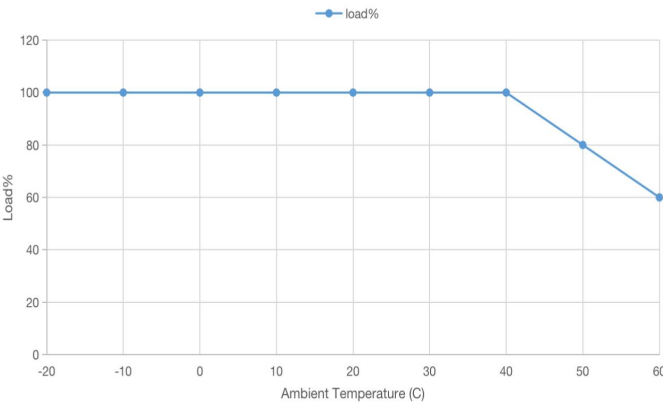
■Wiring Diagram



■Mechanical Specification



■Temperature Derating Curve



■Output Load VS Input Voltage

